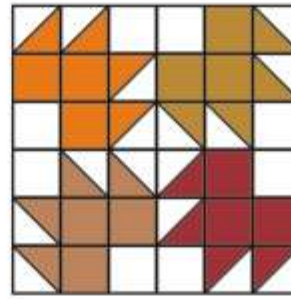


# AUTUMN IN NEW YORK



## BLOCK - TEA LEAF

Unfinished size 12 $\frac{1}{2}$ " x 12 $\frac{1}{2}$ "

### BASICS:

1. Sew using  $\frac{1}{4}$ " seams. Seam allowances are included in all cutting measurements.
2. Press as you go. Press seams in one direction (not open) toward the darker fabric whenever possible.

### MATERIALS

Autumn colors for leaves  
Beige for background

### CUTTING:

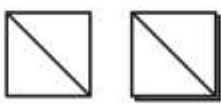
From each leaf fabric, cut:

- 2 squares, 2 $\frac{7}{8}$ " x 2 $\frac{7}{8}$ "
- 3 squares, 2 $\frac{1}{2}$ " x 2 $\frac{1}{2}$ "

From background fabric, cut:

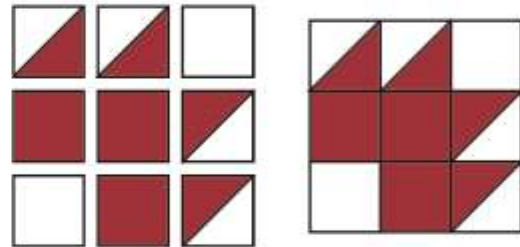
- 8 squares, 2 $\frac{7}{8}$ " x 2 $\frac{7}{8}$ "
- 8 squares, 2 $\frac{1}{2}$ " x 2 $\frac{1}{2}$ "

### BLOCK CONSTRUCTION

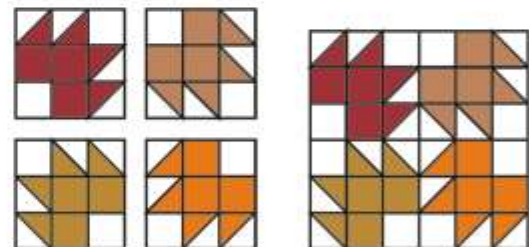
1. Half square triangles
  - a. Draw diagonal line on back side of each background square, 2 $\frac{7}{8}$ " x 2 $\frac{7}{8}$ ". With right sides together, pair each square with a autumn color square of the same size. 
  - b. Stitch  $\frac{1}{4}$ " away from drawn line on both sides. Cut on drawn line to yield two triangle squares. Press seam toward darker fabric. Make 4 from each leaf fabric.



2. Leaf Unit  
Arrange triangle squares, background squares and leaf color squares as shown. Stitch into rows, then join rows to complete one leaf. Make four leaves in same manner.



3. Rotate each leaf unit 90° as shown and join leaves to complete Summer of '42 block.



HOW TO MAKE AN  
AMERICAN MOVIE QUILT

Prepared by The Knotty Girls for  
The Quilters Guild of Plano  
October 2004