


THE PATRIOT



BLOCK - THRIFTY

Unfinished size 12¹/₂" x 12¹/₂"

BASICS:

1. Sew using ¹/₄" seams. Seam allowances are included in all cutting measurements.
2. Press as you go. Press seams in one direction (not open) toward the darker fabric whenever possible.

MATERIALS

Tans and beiges for background
Dark blue for small squares and center square
Red for squares

CUTTING:

From tans and beiges for background, cut:
8 squares, 2¹/₂" x 2¹/₂"

From dark blue fabric, cut:
8 squares, 2¹/₂" x 2¹/₂"
1 square, 4¹/₂" x 4¹/₂"


From red fabric, cut:
4 squares, 4¹/₂" x 4¹/₂"

BLOCK CONSTRUCTION

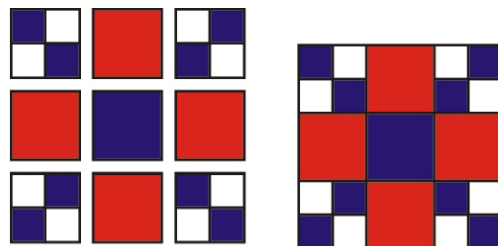
1. Four Patches
 - a. Stitch tan/beige squares to each blue square, 2¹/₂" x 2¹/₂".



- b. Join 2 units together to form four patch as shown.



5. Place four patches, center blue square and red squares, 4¹/₂" x 4¹/₂", as shown.
3. Stitch together in rows, then stitch rows together to complete block.



HOW TO MAKE AN
AMERICAN MOVIE QUILT

Prepared by The Knotty Girls for
The Quilters Guild of Plano
July 2004